

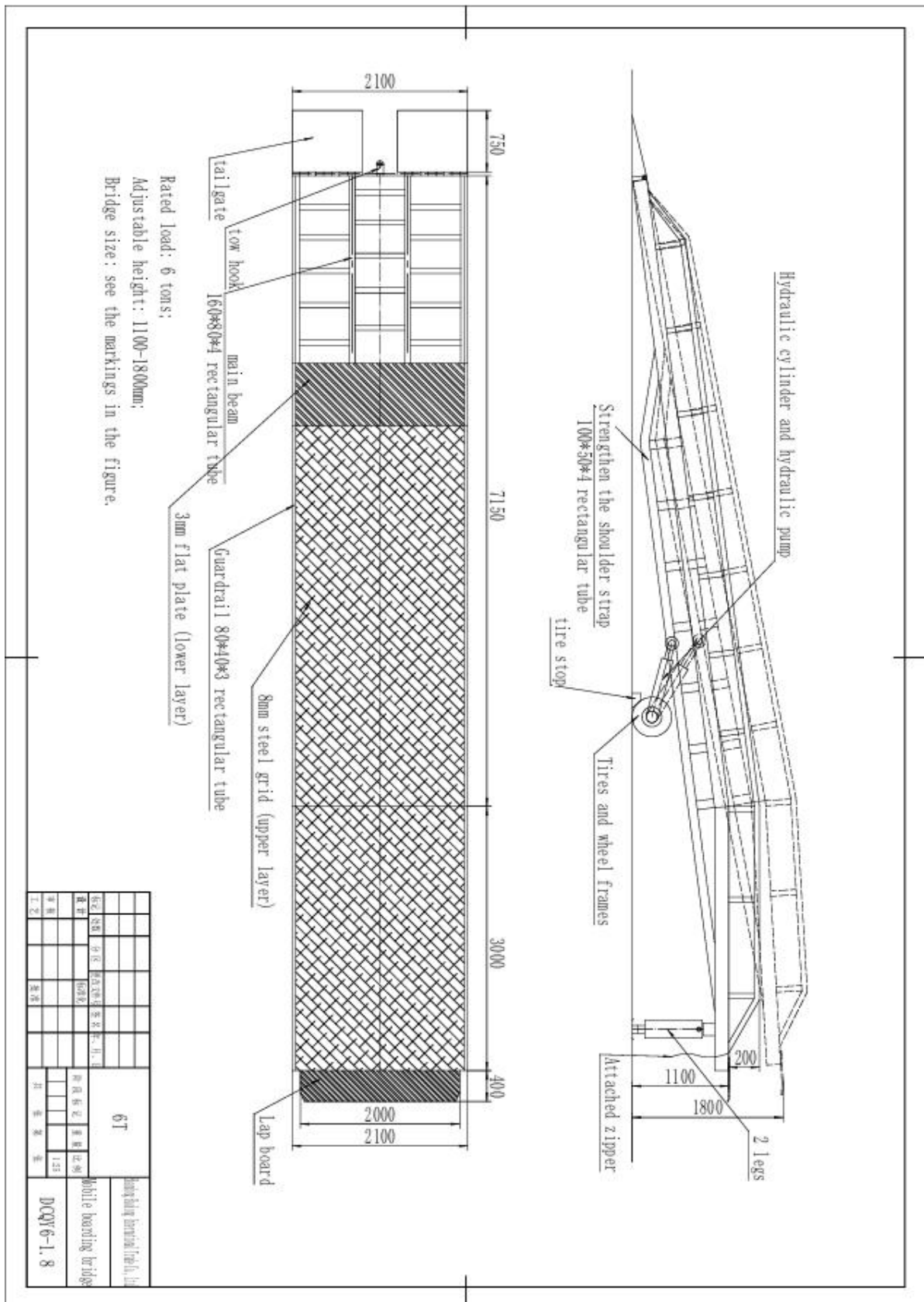
## Mobile ramps

### 6ton mobile loading and unloading ramp configuration list:

1	Specifications and models	HL-YD-6T
2	Overall dimensions	11300mm (length)*2100mm (width)*1100mm (height)
3	Countertop size	Slope length: 7150mm (length), plane length: 3000mm (length) Rear pedal length: 750mm, front pedal size: 400mm Internal width of equipment: 2000mm, covered with 3mm steel plate and 8mm expanded steel mesh
4	Rated load-bearing	6T
5	Equipped with power	Manual hydraulic pump, 2 hand-cranked legs, leg stroke 400mm
6	Adjustment range	1100-1800mm (equipment adjustment range)
7	Guardrail	200mm (40*80*3mm rectangular tube)
8	Main structure	160*80*4 rectangular tube 4main beams (the distance between cross braces must be about 40 cm)
9	Sub-frame structure	100*50*3mm rectangular tube
10	Hydraulic cylinder	$\Phi 80 * \Phi 45$ (2 pieces)
11	Hydraulic oil pipe	32Mpa high pressure oil pipe
12	Moving rubber wheels	600-9 solid tire
13	bridge and container	The bridge body is welded with hooks and fixed with steel chains.
14	color	medium blue
15	surface treatment	Shot blasting machine grinding and rust removal
16	appendix	Drawbar, tire block, trailer chain

## Mobile ramps

6ton mobile loading and unloading ramp configuration drawing:



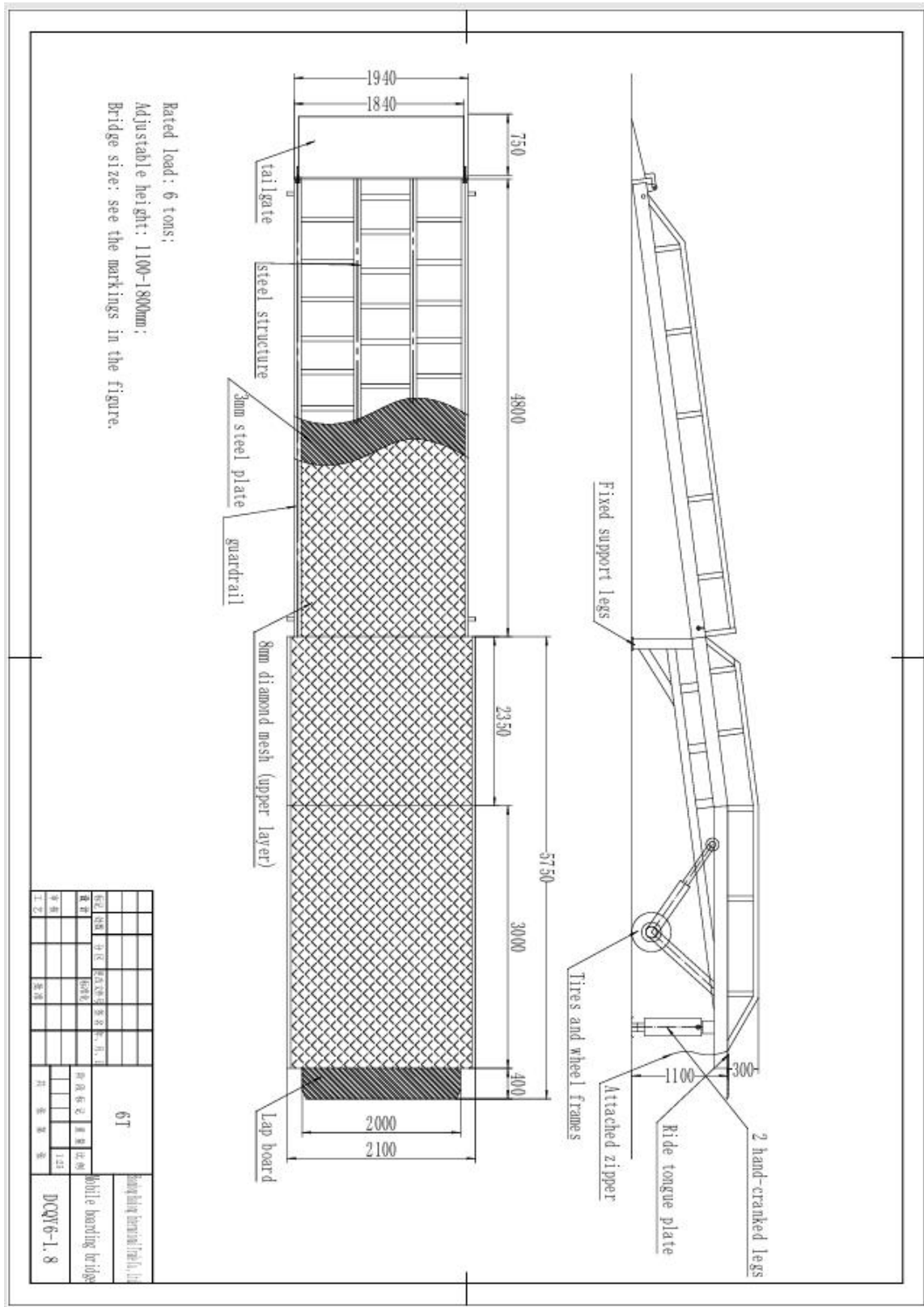
## Mobile ramps

### 6-ton folding mobile loading ramp configuration list:

1	Specifications and models	HL-YD-6T
2	Overall dimensions	Stretch out: 11300mm (length)*2100mm (width)*1100mm (height) Folded Length:5750mm
3	Countertop size	Slope length: 7150mm (length), plane length: 3000mm (length) Rear pedal length: 750mm, front pedal size: 400mm Internal width of equipment: 2000mm, covered with 3mm steel plate and 8mm expanded steel mesh
4	Rated load-bearing	6T
5	Equipped with power	Manual hydraulic pump, 2 hand-cranked legs, leg stroke 400mm
6	Adjustment range	1100-1800mm (equipment adjustment range)
7	Guardrail	300mm (100*50*3mm rectangular tube
8	Main structure	160*80*4 rectangular tube 4 main beams (the distance between cross braces must be about 40 cm)
9	Sub-frame structure	100*50*3mm rectangular tube
10	Hydraulic cylinder	Φ 80* Φ 45 (2 pieces)
11	Hydraulic oil pipe	32Mpa high pressure oil pipe
12	Moving rubber wheels	600-9 solid tire
13	bridge and container	The bridge body is welded with hooks and fixed with steel chains.
14	color	medium blue
15	surface treatment	Shot blasting machine grinding and rust removal
16	appendix	Drawbar, trailer chain

## Mobile ramps

6 ton foldable mobile loading and unloading ramp drawing:



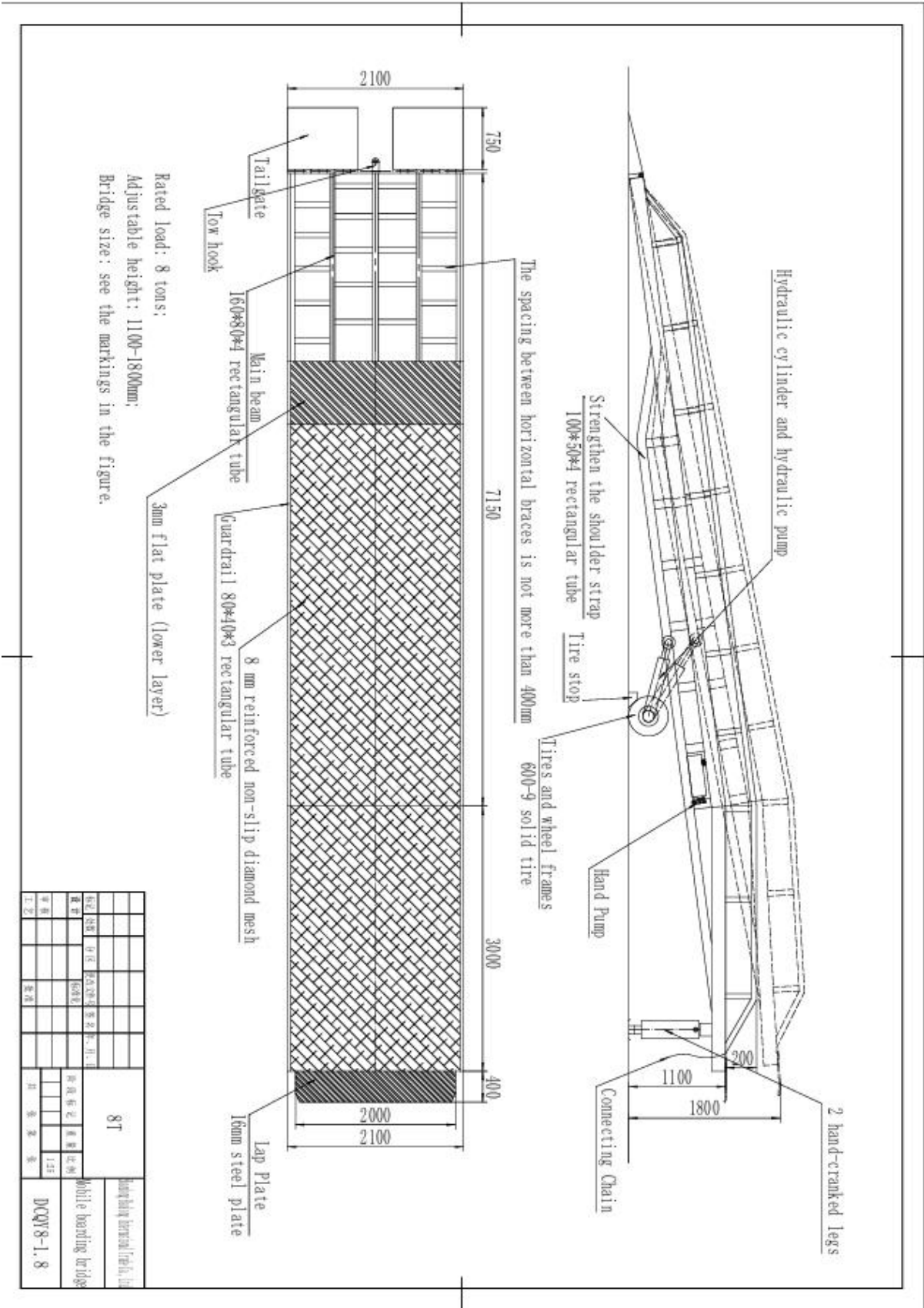
## Mobile ramps

8 ton mobile loading and unloading ramp configuration list:

1	Specifications and models	HL-YD-8T
2	Overall dimensions	11300mm (length)*2100mm (width)*1100mm (height)
3	Countertop size	Slope length: 7150mm (length), plane length: 3000mm (length) Rear pedal length: 750mm, front pedal size: 400mm Internal width of equipment: 2000mm, covered with 3mm steel plate and 8mm expanded steel mesh
4	Rated load-bearing	8T
5	Equipped with power	Manual hydraulic pump, 2 hand-cranked legs, leg stroke 400mm
6	Adjustment range	1100-1800mm (equipment adjustment range)
7	Guardrail	200mm (100*50*3) rectangular tube
8	Main structure	160*80*4 rectangular tube 120*60*4 rectangular tube 5 main beams (the distance between cross braces must be about 40 cm)
9	Sub-frame structure	100*50*3mm rectangular tube
10	Hydraulic cylinder	$\Phi 80 * \Phi 45$ (2 pieces)
11	Hydraulic oil pipe	32Mpa high pressure oil pipe
12	Moving rubber wheels	600-9 solid tire
13	bridge and container	The bridge body is welded with hooks and fixed with steel chains.
14	color	medium blue
15	surface treatment	Shot blasting machine grinding and rust removal
16	appendix	Drawbar, tire block,, trailer chain

Mobile ramps

8ton mobile loading and unloading ramp drawings:



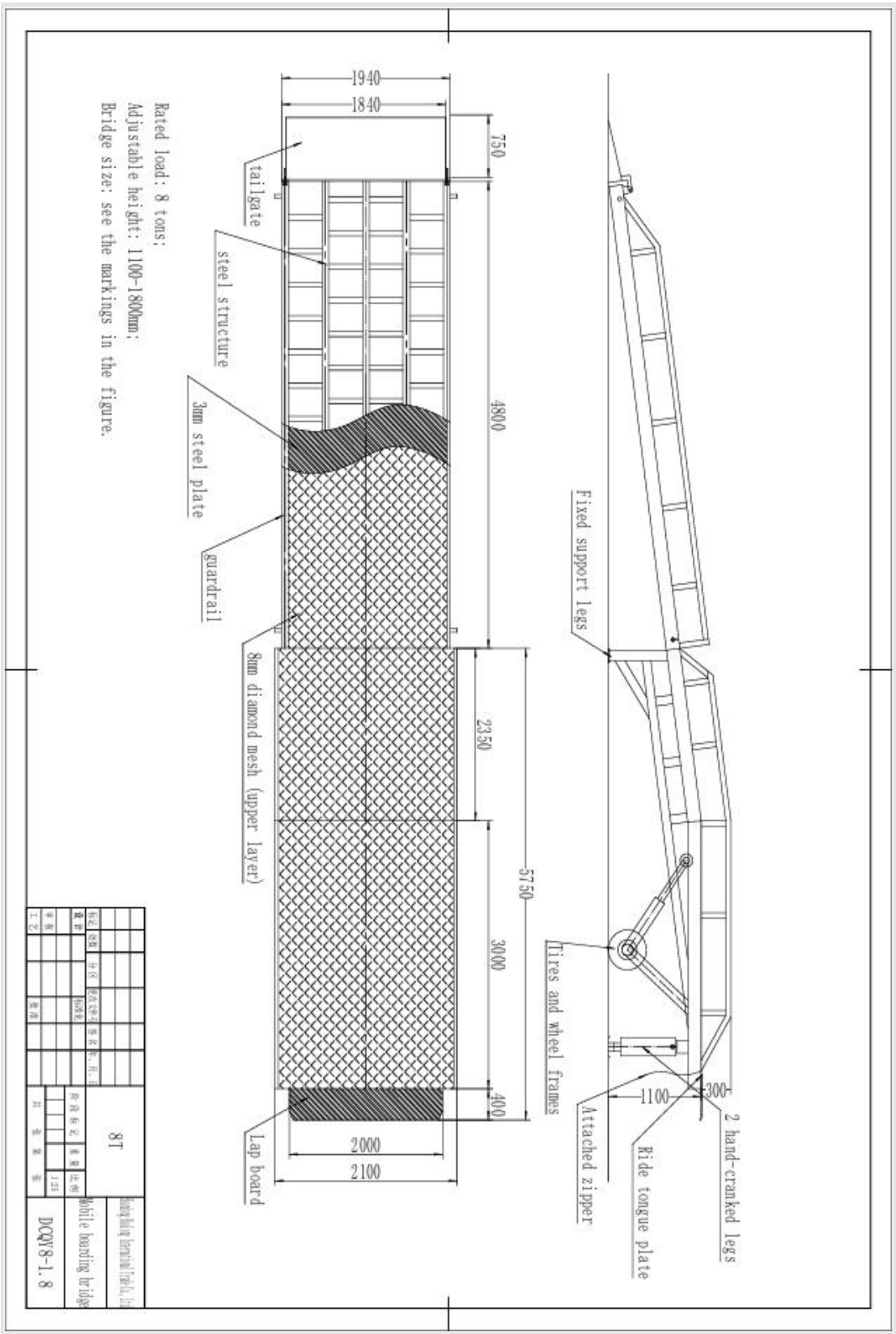
## Mobile ramps

Configuration list of 8-ton two-section foldable mobile loading and unloading ramp:

1	Specifications and models	HL-YD-8T
2	Overall dimensions	11300mm (length)*2100mm (width)*1100mm (height) Folded Length:5750mm
3	Countertop size	Slope length: 7150mm (length), plane length: 3000mm (length) Rear pedal length: 750mm, front pedal size: 400mm Internal width of equipment: 2000mm, covered with 3mm steel plate and 8mm expanded steel mesh
4	Rated load-bearing	8T
5	Equipped with power	Manual hydraulic pump, 2 hand-cranked legs, leg stroke 400mm
6	Adjustment range	1100-1800mm (equipment adjustment range)
7	Guardrail	300mm (100*50*3) rectangular tube
8	Main structure	160*80*4 rectangular tube 120*60*4 rectangular tube 5 main beams (the distance between cross braces must be about 40 cm)
9	Sub-frame structure	100*50*3mm rectangular tube
10	Hydraulic cylinder	$\Phi 80 * \Phi 45$ (2 pieces)
11	Hydraulic oil pipe	32Mpa high pressure oil pipe
12	Moving rubber wheels	600-9 solid tire
13	bridge and container	The bridge body is welded with hooks and fixed with steel chains.
14	color	medium blue
15	surface treatment	Shot blasting machine grinding and rust removal
16	appendix	Drawbar, trailer chain

Mobile ramps

8 ton two-section foldable mobile loading and unloading ramp drawings:





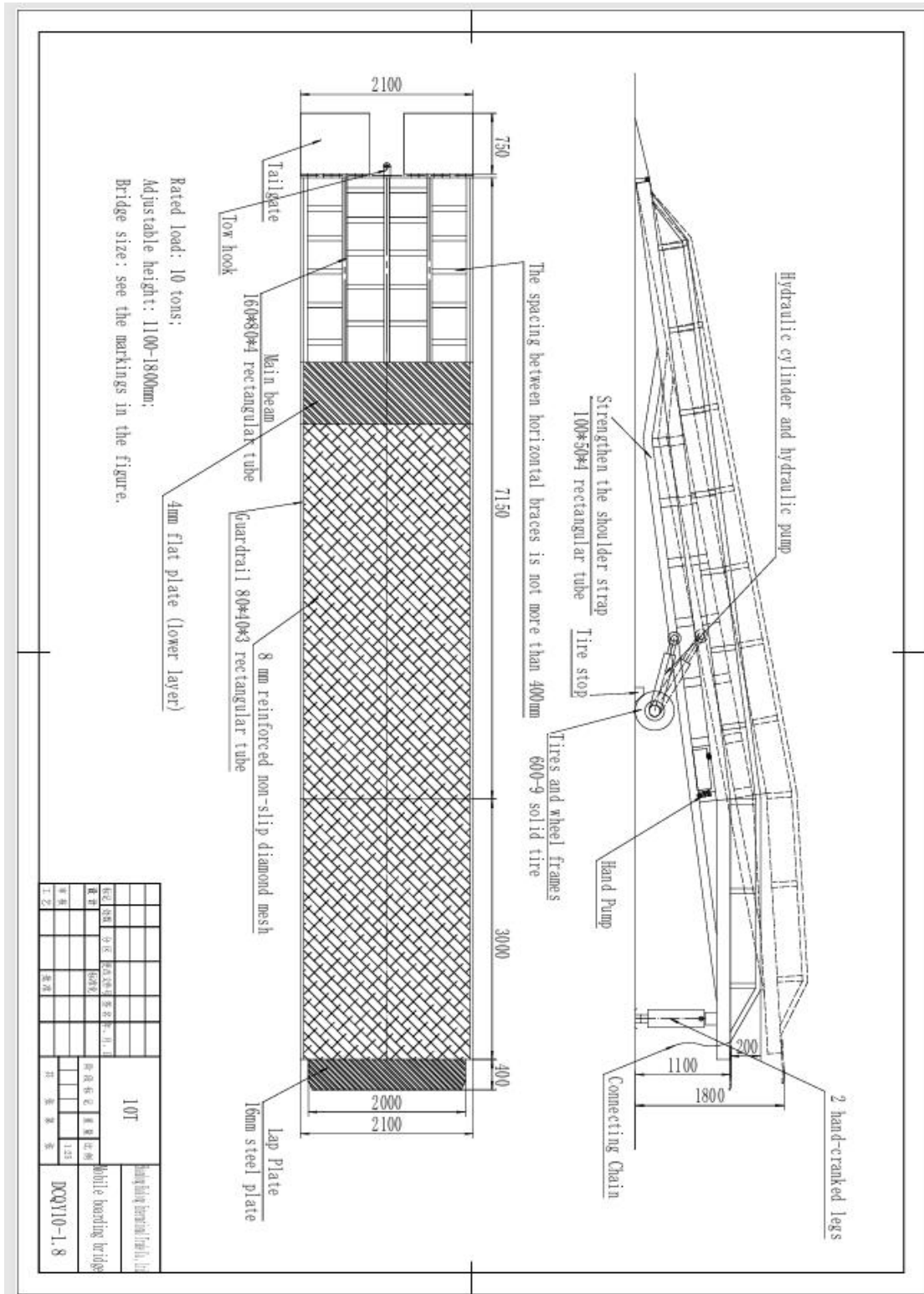
## Mobile ramps

10 ton mobile loading and unloading ramp configuration list:

1	Specifications and models	HL-YD-10T
2	Overall dimensions	11300mm (length)*2100mm (width)*1100mm (height)
3	Countertop size	Slope length: 7150mm (length), plane length: 3000mm (length) Rear pedal length: 750mm, front pedal size: 400mm Internal width of equipment: 2000mm, covered with 4mm steel plate and 8mm expanded steel mesh
4	Rated load-bearing	10T
5	Equipped with power	Manual hydraulic pump, 2 hand-cranked legs, leg stroke 400mm
6	Adjustment range	1100-1800mm (equipment adjustment range)
7	Guardrail	200mm (100*50*3) rectangular tube
8	Main structure	160*80*4 rectangular tube 120*60*4 rectangular tube 5 main beams (the distance between cross braces must be about 40 cm)
9	Sub-frame structure	100*50*3mm rectangular tube
10	Hydraulic cylinder	$\Phi 80 * \Phi 45$ (2 pieces)
11	Hydraulic oil pipe	32Mpa high pressure oil pipe
12	Moving rubber wheels	600-9 solid tire
13	bridge and container	The bridge body is welded with hooks and fixed with steel chains.
14	color	medium blue
15	surface treatment	Shot blasting machine grinding and rust removal
16	appendix	Drawbar, tire block,, trailer chain

## Mobile ramps

10 ton mobile loading and unloading ramp configuration drawing:



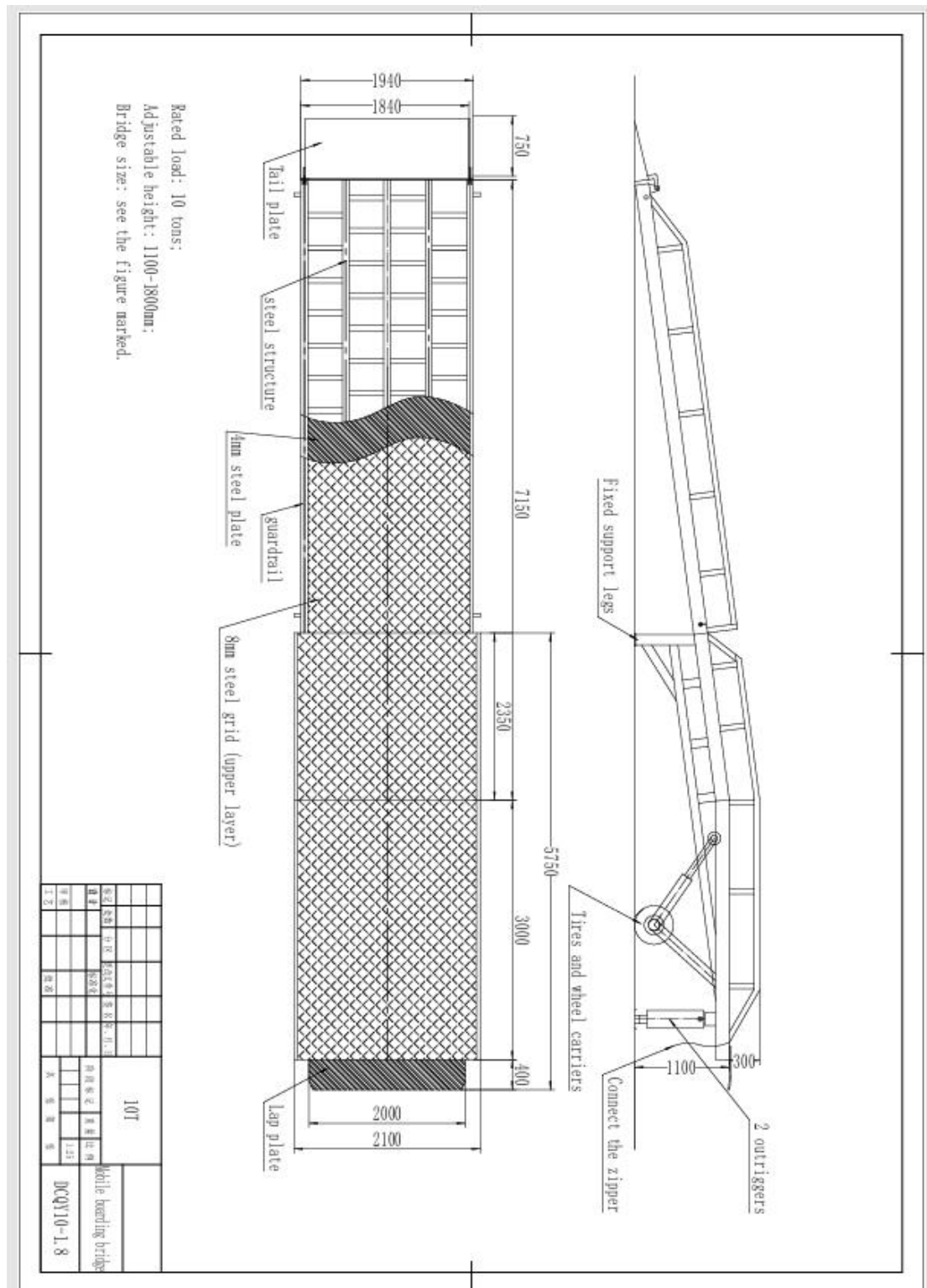
## Mobile ramps

10 ton folding mobile loading and unloading ramp configuration list:

1	Specifications and models	HL-YD-10T
2	Overall dimensions	11300mm (length)*2100mm (width)*1100mm (height) Folded Length:5750mm
3	Countertop size	Slope length: 7150mm (length), plane length: 3000mm (length) Rear pedal length: 750mm, front pedal size: 400mm Internal width of equipment: 2000mm, covered with 4mm steel plate and 8mm expanded steel mesh
4	Rated load-bearing	10T
5	Equipped with power	Manual hydraulic pump, 2 hand-cranked legs, leg stroke 400mm
6	Adjustment range	1100-1800mm (equipment adjustment range)
7	Guardrail	300mm (100*50*3) rectangular tube
8	Main structure	160*80*4 rectangular tube 120*60*4 rectangular tube 5 main beams (the distance between cross braces must be about 40 cm)
9	Sub-frame structure	100*50*3mm rectangular tube
10	Hydraulic cylinder	$\Phi 80 * \Phi 45$ (2 pieces)
11	Hydraulic oil pipe	32Mpa high pressure oil pipe
12	Moving rubber wheels	600-9 solid tire
13	bridge and container	The bridge body is welded with hooks and fixed with steel chains.
14	color	medium blue
15	surface treatment	Shot blasting machine grinding and rust removal
16	appendix	Drawbar, trailer chain

## Mobile ramps

10-ton foldable mobile loading and unloading ramp configuration drawing:



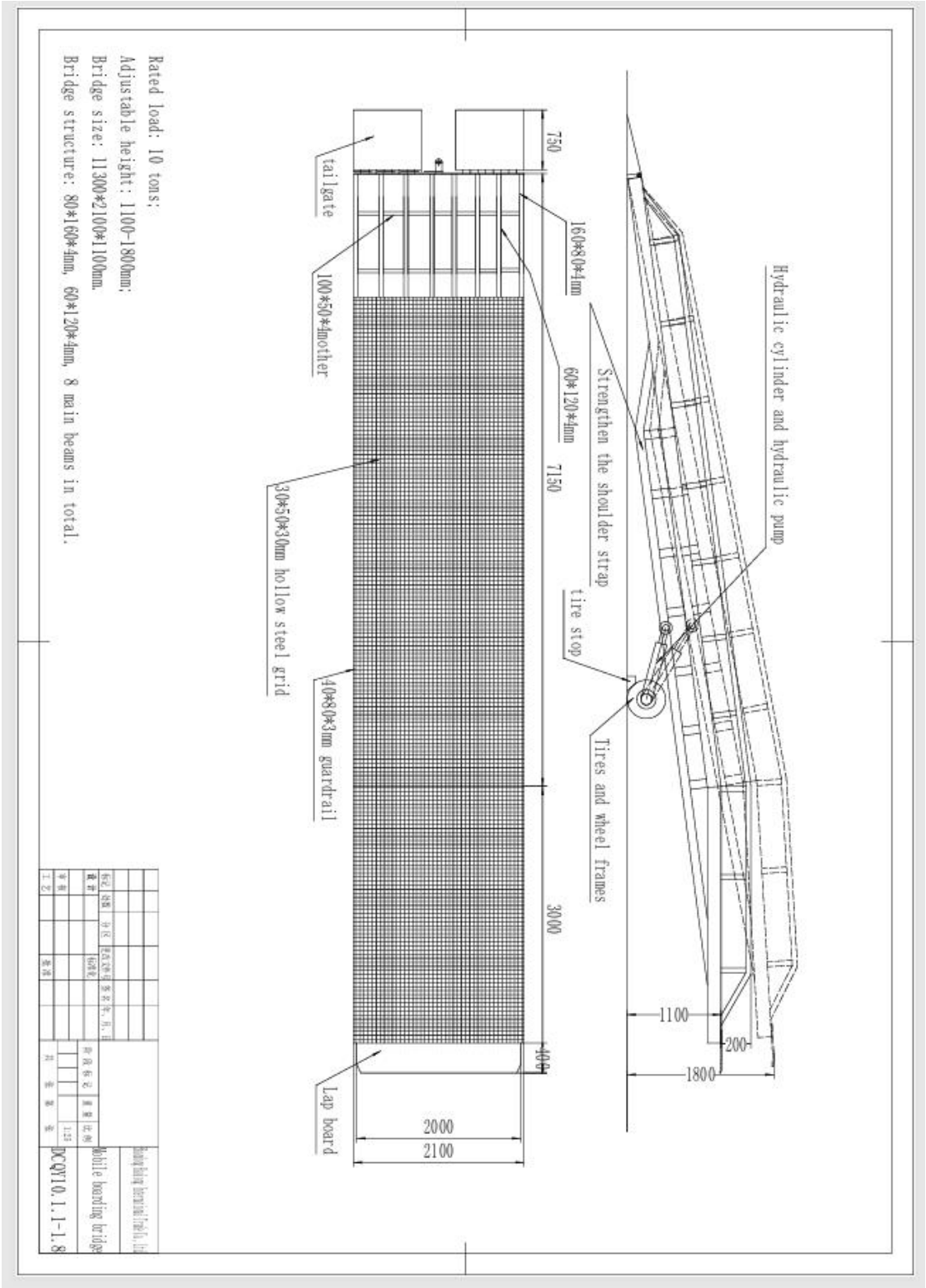
## Mobile ramps

10-ton hollow steel grating mobile loading and unloading ramp configuration list:

1	Specifications and models	HL-YD-10T
2	Overall dimensions	11300mm (length)*2100mm (width)*1100mm (height)
3	Countertop size	Slope length: 7150mm (length), plane length: 3000mm (length) Rear pedal length: 750mm, front pedal size: 400mm Internal width of equipment: 2000mm, covered with 4mm steel plate and 30*50*30 hollow steel grating on top
4	Rated load-bearing	10T
5	Equipped with power	Manual hydraulic pump, 2 hand-cranked legs, leg stroke 400mm
6	Adjustment range	1100-1800mm (equipment adjustment range)
7	Guardrail	200mm (40*80*3mm rectangular tube)
8	Main structure	160*80*4 rectangular tube 120*60*4 rectangular tube 8 main beams
9	Sub-frame structure	100*50*3mm rectangular tube
10	Hydraulic cylinder	Φ 80* Φ 45 (2 pieces)
11	Hydraulic oil pipe	32Mpa high pressure oil pipe
12	Moving rubber wheels	600-9 solid tire
13	bridge and container	The bridge body is welded with hooks and fixed with steel chains.
14	color	medium blue
15	surface treatment	Shot blasting machine grinding and rust removal
16	appendix	Drawbar, tire block, trailer chain

Mobile ramps

10 ton hollow steel grating mobile loading and unloading ramp drawing:



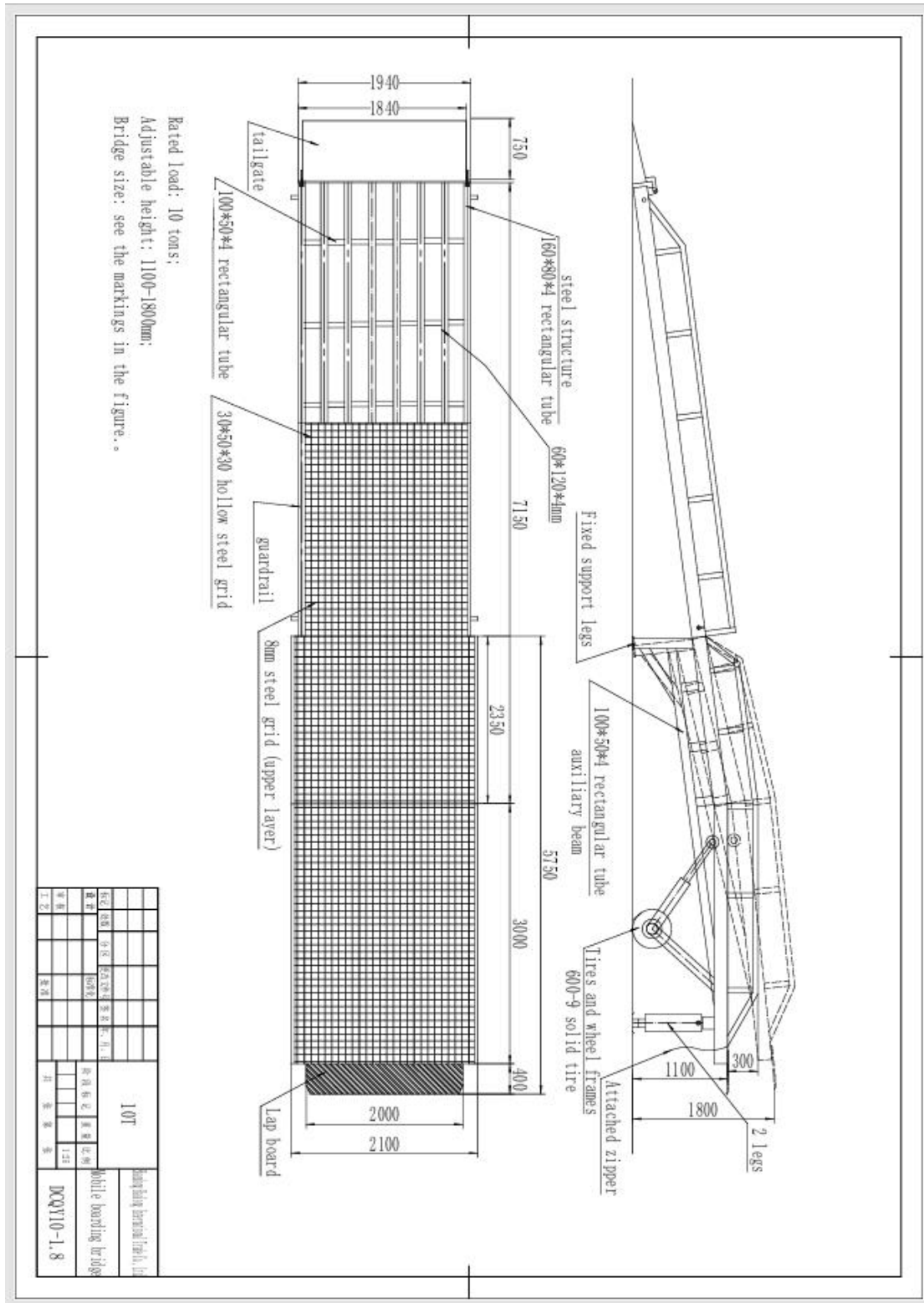
## Mobile ramps

10 ton two-section hollow steel grating mobile loading and unloading ramp configuration list:

1	Specifications and models	HL-YD-10T
2	Overall dimensions	11300mm (length)*2100mm (width)*1100mm (height) Folded Length:5750mm
3	Countertop size	Slope length: 7150mm (length), plane length: 3000mm (length) Rear pedal length: 750mm, front pedal size: 400mm Internal width of equipment: 2000mm, covered with 4mm steel plate and 30*50*30 hollow steel grating on top
4	Rated load-bearing	10T
5	Equipped with power	Manual hydraulic pump, 2 hand-cranked legs, leg stroke 400mm
6	Adjustment range	1100-1800mm (equipment adjustment range)
7	Guardrail	300mm (100*50*3) rectangular tube
8	Main structure	160*80*4 rectangular tube 120*60*4 rectangular tube 8 main beams
9	Sub-frame structure	100*50*3mm rectangular tube
10	Hydraulic cylinder	$\Phi 80 * \Phi 45$ (2 pieces)
11	Hydraulic oil pipe	32Mpa high pressure oil pipe
12	Moving rubber wheels	600-9 solid tire
13	bridge and container	The bridge body is welded with hooks and fixed with steel chains.
14	color	Blue (Qilu acrylic resin paint)
15	surface treatment	Shot blasting machine grinding and rust removal
16	appendix	Drawbar, trailer chain

## Mobile ramps

10 ton double section hollow steel grating mobile loading and unloading ramp drawing:





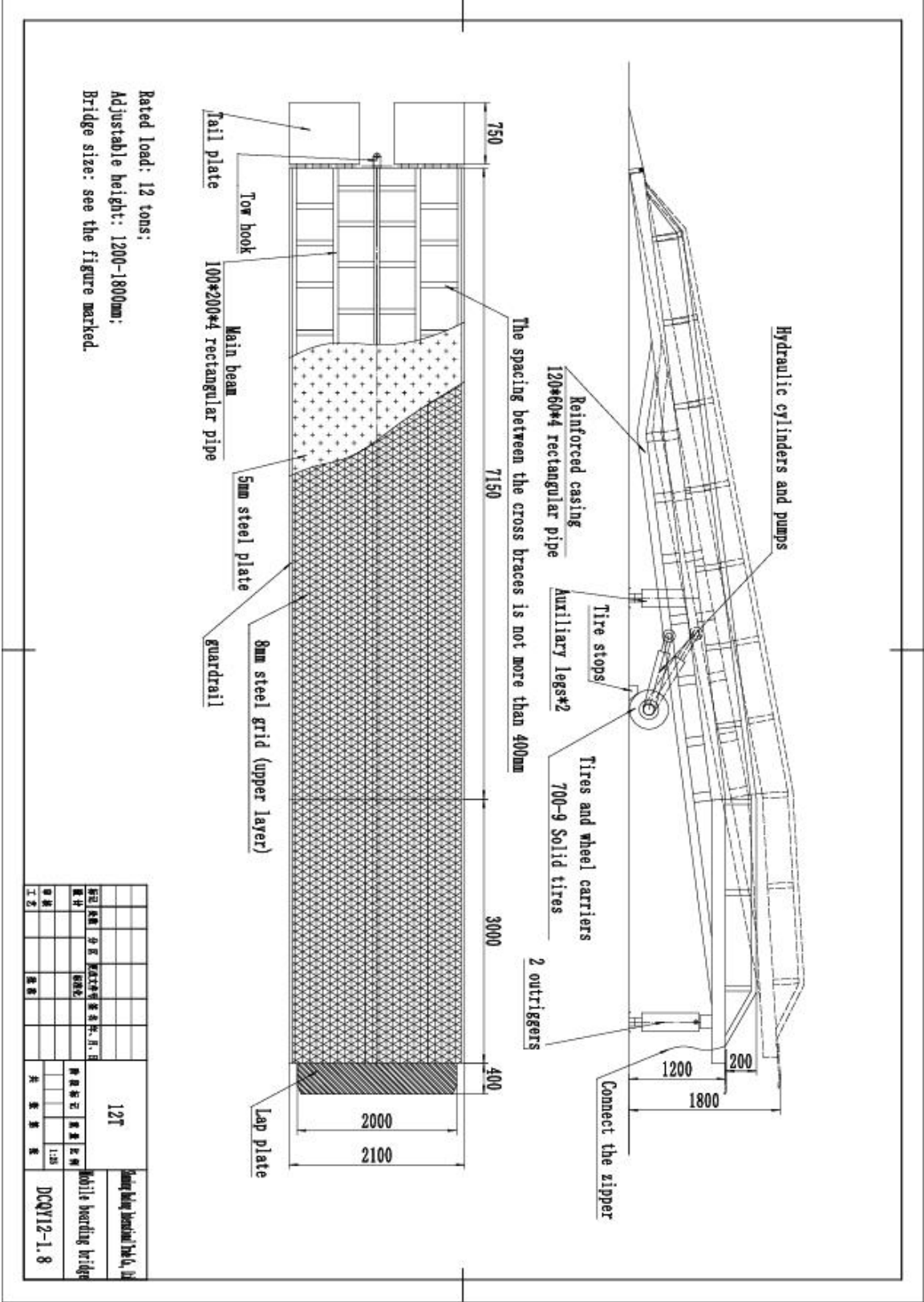
## Mobile ramps

### 12ton mobile loading and unloading ramp configuration list:

1	Specifications and models	HL-YD-12T
2	Overall dimensions	11300mm (length)*2100mm (width)*1100mm (height)
3	Countertop size	Slope length: 7150mm (length), plane length: 3000mm (length) Rear pedal length: 750mm, front pedal size: 400mm Internal width of equipment: 2000mm, covered with 5mm steel plate and 8mm expanded steel mesh
4	Rated load-bearing	12T
5	Equipped with power	Manual hydraulic pump, 2 hand-cranked legs, 2 auxiliary legs leg stroke 400mm
6	Adjustment range	1200-1800mm (equipment adjustment range)
7	Guardrail	200mm (40*80*3mm rectangular tube)
8	Main structure	100*200*4 rectangular tube, 5 main beams (the distance between cross braces must be about 40 cm)
9	Sub-frame structure	120*60*4MM rectangular tube
10	Hydraulic cylinder	$\Phi 80 * \Phi 45$ (2 pieces)
11	Hydraulic oil pipe	32Mpa high pressure oil pipe
12	Moving rubber wheels	700-9 solid tire
13	bridge and container	The bridge body is welded with hooks and fixed with steel chains.
14	color	medium blue
15	surface treatment	Shot blasting machine grinding and rust removal
16	appendix	Drawbar, tire block, trailer chain

Mobile ramps

12 ton mobile loading and unloading ramp drawings:



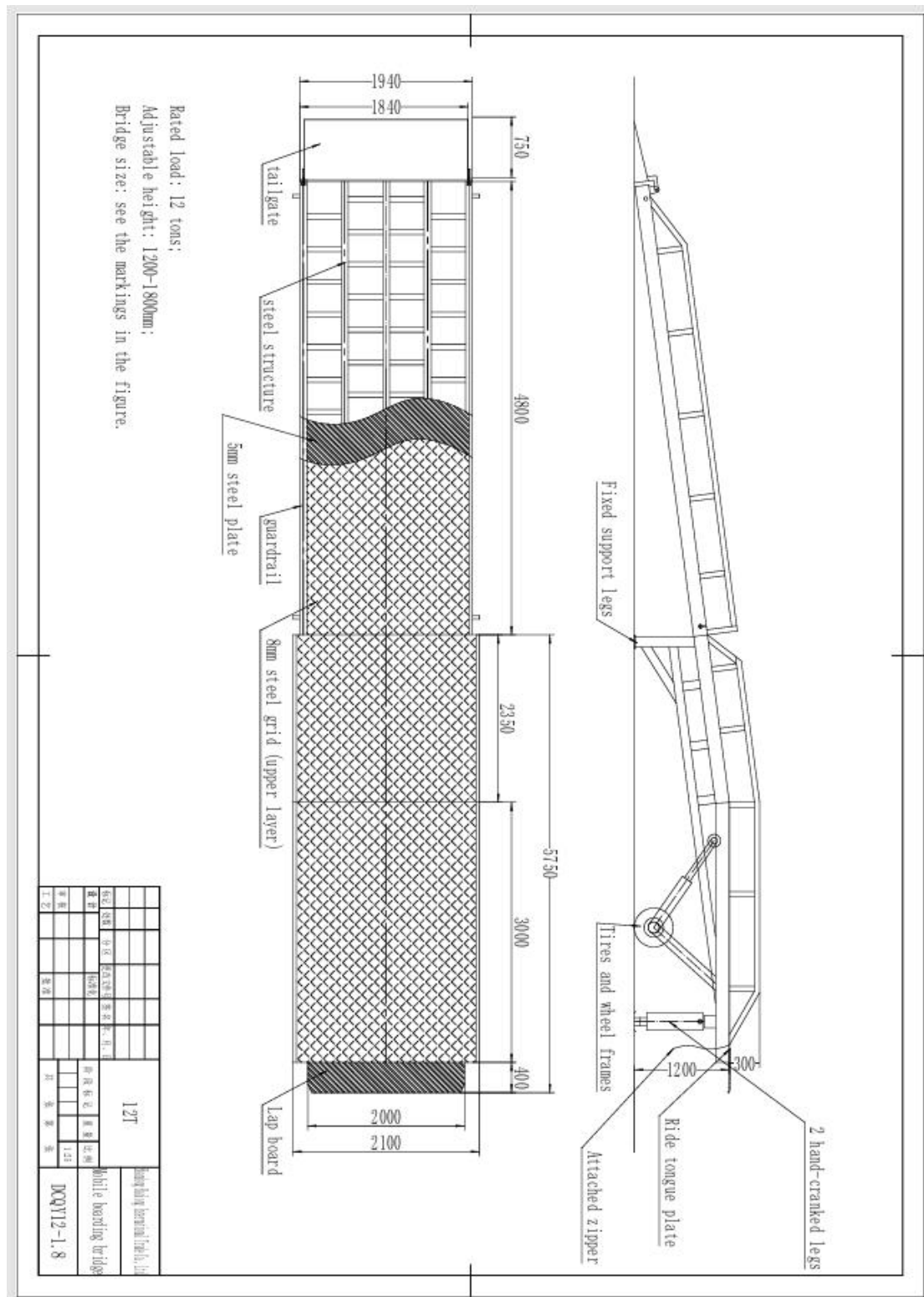
## Mobile ramps

### 12 ton folding mobile loading and unloading ramp configuration list:

1	Specifications and models	HL-YD-12T
2	Overall dimensions	11300mm (length)*2100mm (width)*1100mm (height) Folded length: 5750mm
3	Countertop size	Slope length: 7150mm (length), plane length: 3000mm (length) Rear pedal length: 750mm, front pedal size: 400mm Internal width of equipment: 2000mm, covered with 5mm steel plate and 8mm expanded steel mesh
4	Rated load-bearing	12T
5	Equipped with power	Manual hydraulic pump, 2 hand-cranked legs, 2 auxiliary legs leg stroke 400mm
6	Adjustment range	1200-1800mm (equipment adjustment range)
7	Guardrail	300mm (100*50*3) rectangular tube
8	Main structure	100*200*4 rectangular tube, 5 main beams (the distance between cross braces must be about 40 cm)
9	Sub-frame structure	120*60*4MM rectangular tube
10	Hydraulic cylinder	Φ80*Φ45 (2 pieces)
11	Hydraulic oil pipe	32Mpa high pressure oil pipe
12	Moving rubber wheels	700-9 solid tire
13	bridge and container	The bridge body is welded with hooks and fixed with steel chains.
14	color	medium blue
15	surface treatment	Shot blasting machine grinding and rust removal
16	appendix	Drawbar, trailer chain

## Mobile ramps

12 ton foldable mobile loading and unloading ramp drawing:



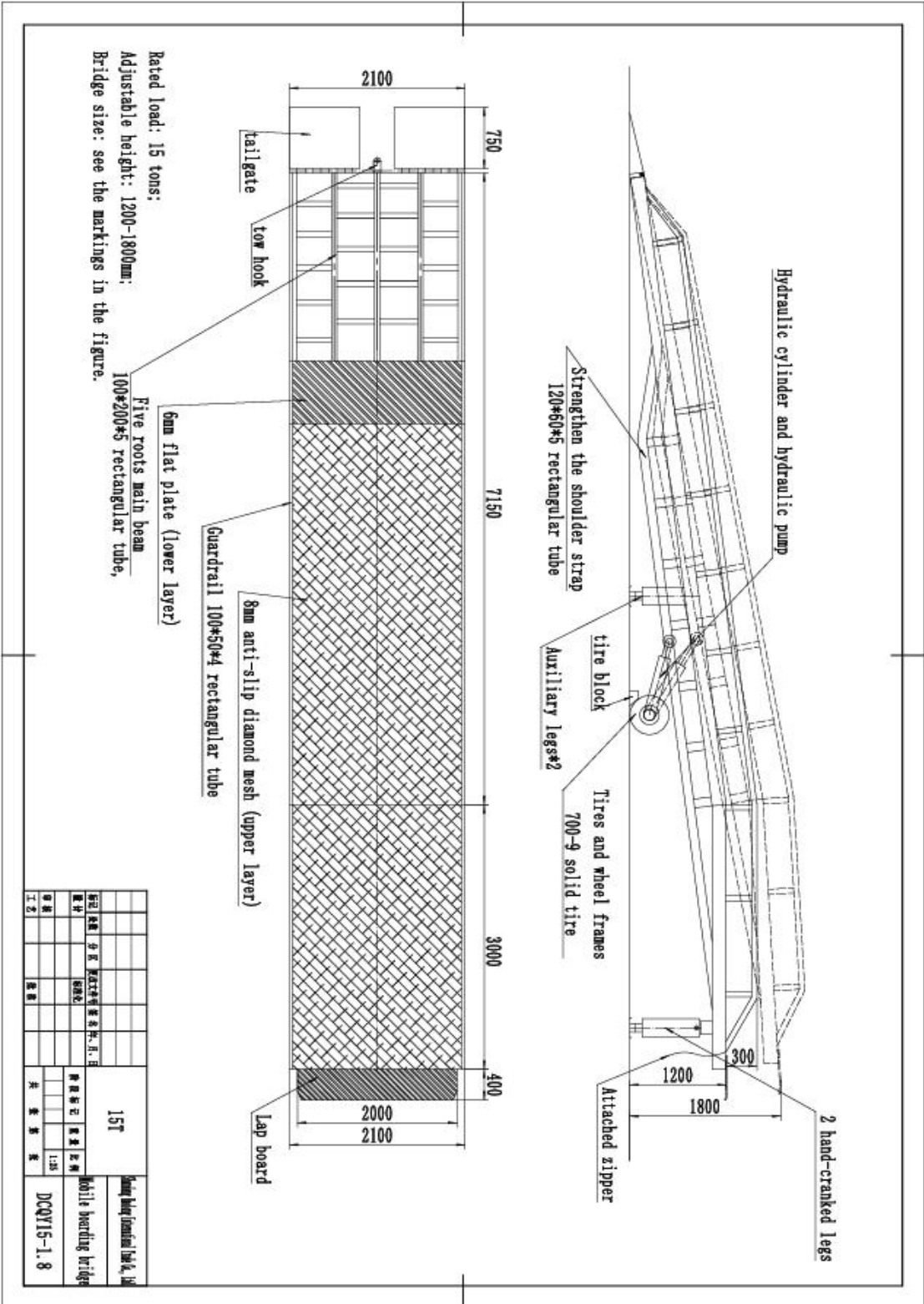
## Mobile ramps

### 15ton mobile loading and unloading ramp configuration list:

1	Specifications and models	HL-YD-15T
2	Overall dimensions	11300mm (length)*2100mm (width)*1100mm (height)
3	Countertop size	Slope length: 7150mm (long), flat length: 3000mm (long) Rear pedal length: 750mm, front pedal size: 400mm Inner width of equipment: 2000mm, covered with 6mm steel plate and 8mm steel plate mesh
4	Rated load-bearing	15T
5	Equipped with power	Manual hydraulic pump, 2 hand-cranked outriggers, 2 auxiliary outriggers, outrigger stroke 400mm
6	Adjustment range	1200-1800mm (equipment adjustment range)
7	Guardrail	300mm (100*50*4mm rectangular tube)
8	Main structure	100*200*5 rectangular tube, 5 main beams (the distance between cross braces must be about 40 cm)
9	Sub-frame structure	120*60*5mm rectangular tube
10	Hydraulic cylinder	Φ 80* Φ 45 (2 pieces)
11	Hydraulic oil pipe	32Mpa high pressure oil pipe
12	Moving rubber wheels	700-9 solid tire
13	bridge and container	Hooks are welded on the bridge body and fixed with steel chains
14	color	medium blue
15	surface treatment	Shot blasting machine grinding and rust removal
16	appendix	Drawbar, car blocker, trailer chain

Mobile ramps

15 ton mobile loading and unloading ramp drawings:



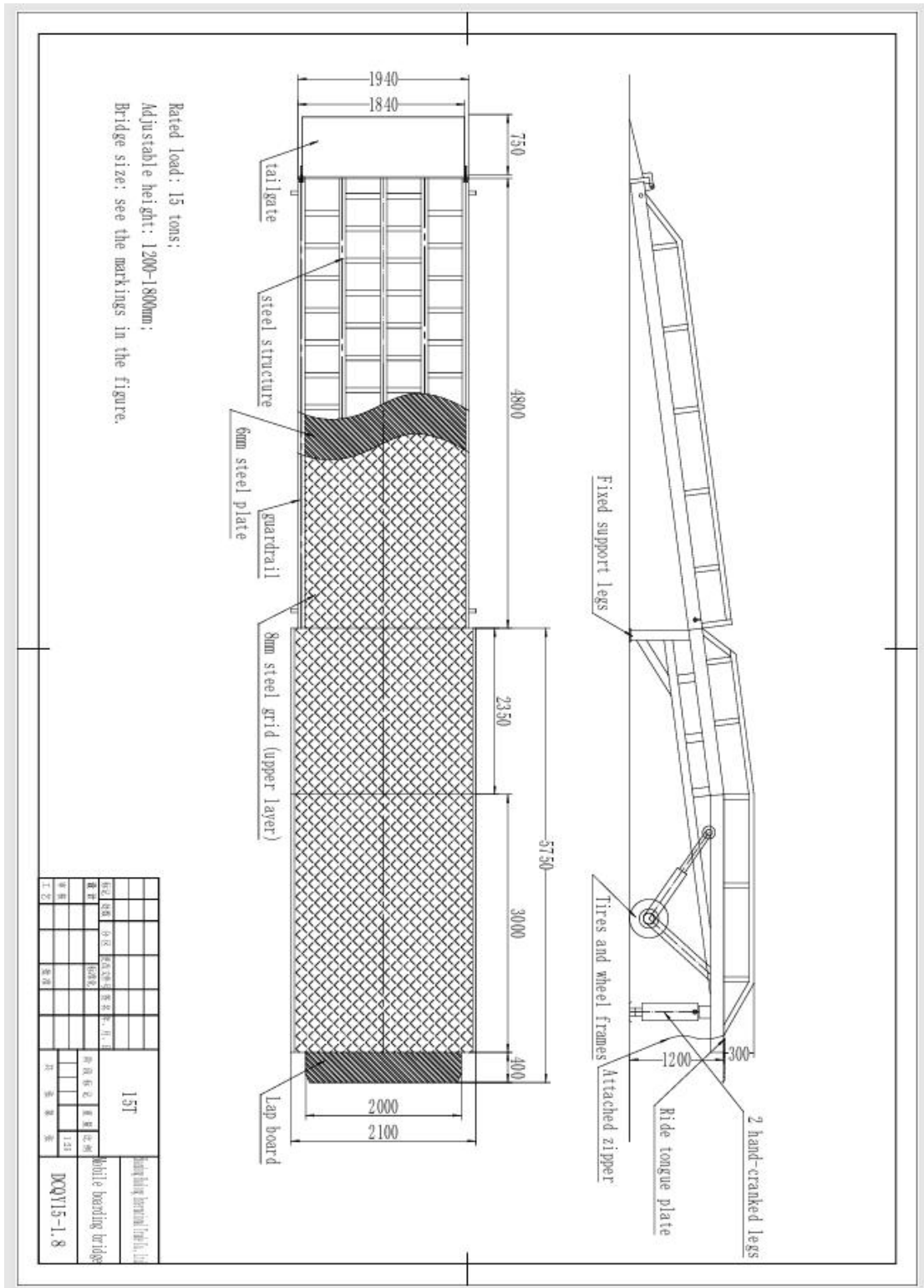
## Mobile ramps

### 15 ton folding mobile loading and unloading ramp configuration list:

1	Specifications and models	HL-YD-15T
2	Overall dimensions	11300mm (length)*2100mm (width)*1100mm (height) Folded length: 5750mm
3	Countertop size	Slope length: 7150mm (long), flat length: 3000mm (long) Rear pedal length: 750mm, front pedal size: 400mm Inner width of equipment: 2000mm, covered with 6mm steel plate and 8mm steel plate mesh
4	Rated load-bearing	15T
5	Equipped with power	Manual hydraulic pump, 2 hand-cranked outriggers, 2 auxiliary outriggers, outrigger stroke 400mm
6	Adjustment range	1200-1800mm (equipment adjustment range)
7	Guardrail	300mm (100*50*4mm rectangular tube)
8	Main structure	100*200*5 rectangular tube, 5 main beams (the distance between cross braces must be about 40 cm)
9	Sub-frame structure	120*60*5mm rectangular tube
10	Hydraulic cylinder	Φ 80* Φ 45 (2 pieces)
11	Hydraulic oil pipe	32Mpa high pressure oil pipe
12	Moving rubber wheels	700-9 solid tire
13	bridge and container	Hooks are welded on the bridge body and fixed with steel chains
14	color	medium blue
15	surface treatment	Shot blasting machine grinding and rust removal
16	appendix	Drawbar,trailer chain

## Mobile ramps

15 ton foldable mobile loading and unloading ramp drawing:





## Mobile ramps

### 20ton mobile loading and unloading ramp configuration list:

1	Specifications and models	HL-YD-20T
2	Overall dimensions	11300mm (length)*2100mm (width)*1100mm (height)
3	Countertop size	Slope length: 7150mm (long), flat length: 3000mm (long) Rear pedal length: 750mm, front pedal size: 400mm Inner width of equipment: 2000mm, covered with 6mm steel plate and 8mm steel plate mesh
4	Rated load-bearing	20T
5	Equipped with power	Manual hydraulic pump, 2 hand-cranked outriggers, 2 auxiliary outriggers, outrigger stroke 400mm
6	Adjustment range	1200-1800mm (equipment adjustment range)
7	Guardrail	300mm (100*50*4) rectangular tube
8	Main structure	100*250*5 rectangular tube, 6 main beams (the distance between cross braces must be about 40 cm)
9	Sub-frame structure	120*60*4mm rectangular tube
10	Hydraulic cylinder	Φ 80* Φ 45 (2 pieces)
11	Hydraulic oil pipe	32Mpa high pressure oil pipe
12	Moving rubber wheels	700-9 solid tire
13	bridge and container	Hooks are welded on the bridge body and fixed with steel chains
14	color	medium blue
15	surface treatment	Shot blasting machine grinding and rust removal
16	appendix	Drawbar, car blocker, trailer chain

Mobile ramps

20ton mobile loading and unloading ramp drawings:

